






Fine Motor Skills

Developing fine motor skills is a significant part of the Kindergarten curriculum. It is never too early to practice these skills. Here are a few examples of how you can work with your child at home to further develop their fine motor skills.

-  Demonstrate the correct way to hold a pencil.
-  Give your child time to play and create objects using blocks and legos.
-  Color, color, color! Coloring pages as well as drawings are great practice.
-  Practice using scissors. Enclosed you will find a packet of Scissor Skill worksheets that will allow your child to practice cutting along straight lines, curved lines, zigzag lines etc. Teach your child how to hold scissors and the paper when cutting.
-  Practice correct letter formation.



In your packet you will find an **Alphabet and Number Formation Guide** demonstrating letter/number formation. You will also find a piece of lined paper so that you and your child can practice. You can also practice how to write their names.

Have Fun!!!!!!!!!!!!!!